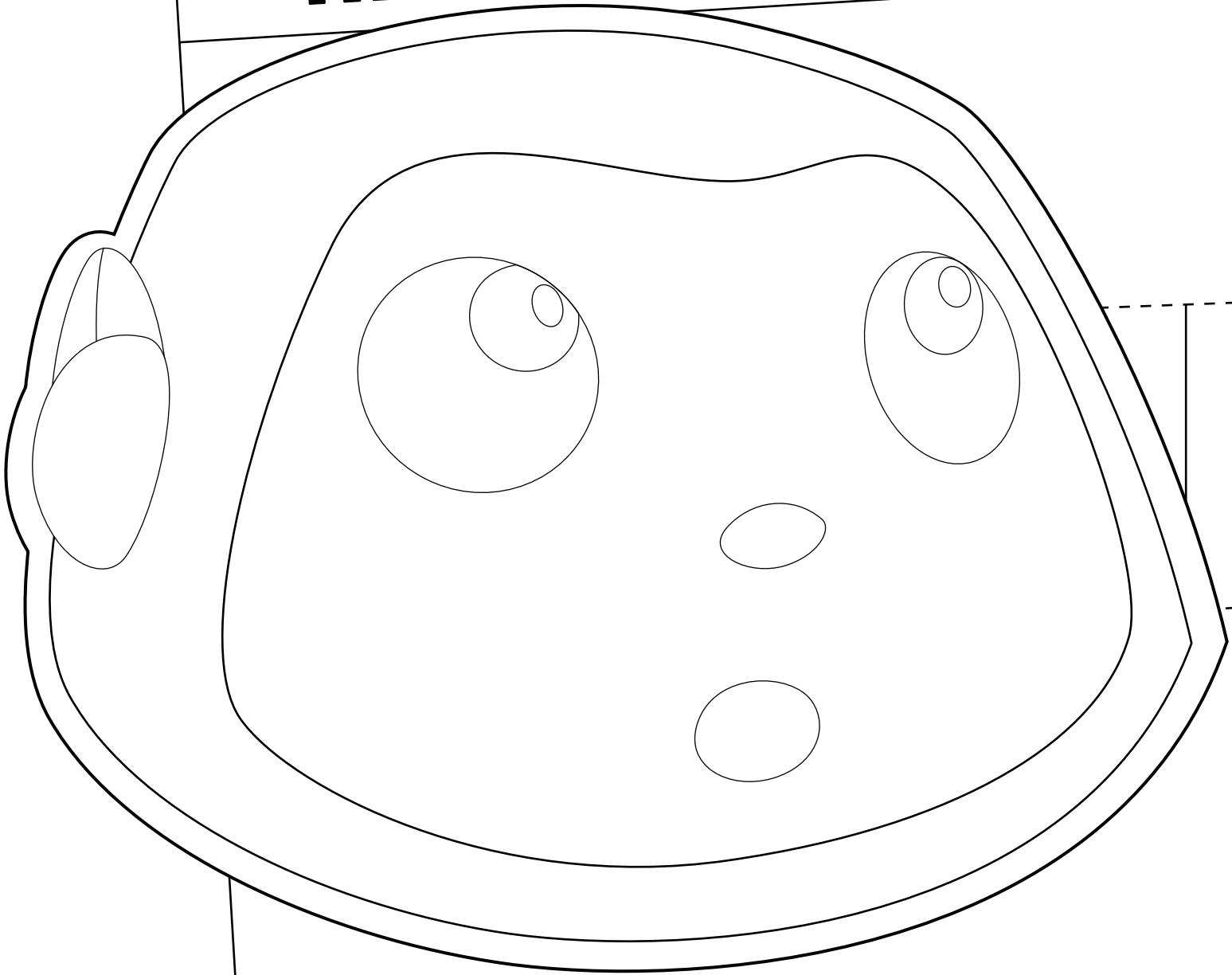



REVELATION

THE FINAL BATTLE



STEM ACTIVITY

WHAT YOU NEED

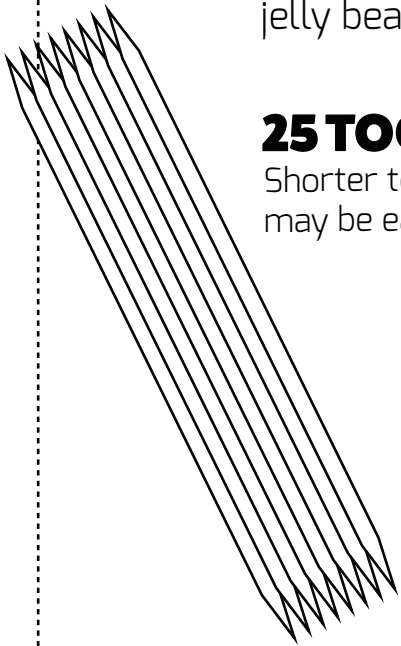


11 GUMDROPS

... or you can use jelly beans.

25 TOOTHPICKS

Shorter toothpicks may be easier to use.



DIRECTIONS

STEP 1

Connect five toothpicks with the gumdrops to form a flat pentagon (five-pointed) shape.

STEP 2

Push two more toothpicks into each gumdrop, arranging the new toothpicks so that they are pointing up.

STEP 3

Using five new gumdrops, attach them to the top of the toothpicks to form triangles. You should end up with five triangles standing up this way.

STEP 4

Attach a toothpick between the top points of the triangles you just made, connecting the triangles to create another pentagon shape at the top of the dome.

STEP 5

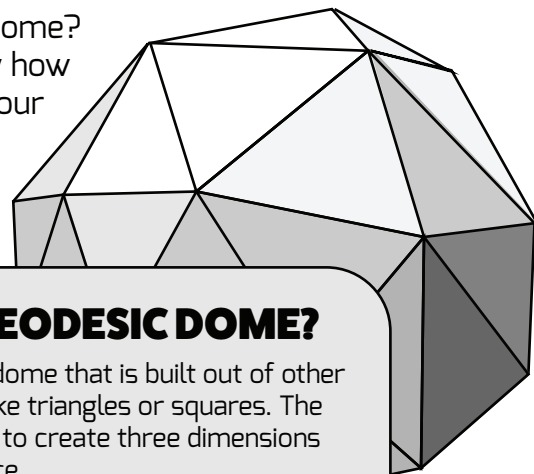
Now, use five more toothpicks and poke one into each of the five gumdrops that make up the top pentagon. Connect all five toothpicks into a single gumdrop in the middle, and at the top, of the dome. The geodesic dome is complete!

STEP 6

Gently press down on the top of your geodesic dome, if it does not break, try carefully pressing down on it a little more.

STEP 7

How strong is your dome? Are you surprised by how well it can support your hand as it presses down on the dome?



WHAT IS A GEODESIC DOME?

A geodesic dome is a dome that is built out of other geometrical shapes, like triangles or squares. The shapes work together to create three dimensions and a round appearance.